
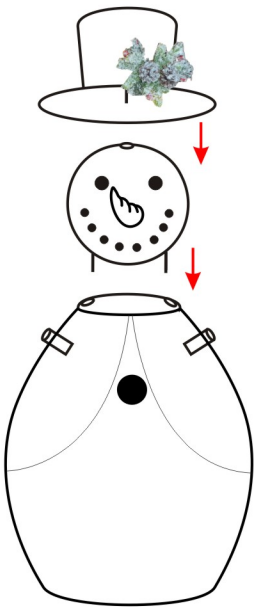




Assembly Instruction



1. Take the snowman out of the package .
Install the head & hat by inserting the tubes into the holes as shown in the picture above .

2. Install the hands onto the body and put the scarf across the neck .



3. Place the "Let It Snow" decor. into the hands as shown .

4. Assembly is now complete .